



CHICAGO TRANSIT AUTHORITY

Chicago Transit Authority



**Second largest transit
agency in the country**



**160,000 bus
miles traveled
per day**



11,000 CTA employees



1.5 Million bus and train rides every weekday



**2,300 daily trips providing
82% of ridership in
six-county region**

Wilson Red & Purple Line Station



Funding



Other States Investing in Building Transit Systems



- **California SB 1 (2017)**
 - Raised gas tax and vehicle fees to fund \$7.5B to transit capital and operations
- **Pennsylvania Act 89 (2013)**
 - Replaced per-gallon gas tax with a sales tax on gas and increased vehicle registration, licensing, truck weight fees, and moving violation fines
 - Raises \$2.3B per year, including \$476M for transit
- **Washington (2015)**
 - Fuel tax increase provided \$1B to transit, pedestrian and bike projects
 - Allows Sound Transit to impose a vehicle tax up to 0.8%, an additional 0.4% sales tax, and/or property tax of 25 cents per thousand dollars by referendum, etc.
- **Georgia (2015)**
 - Allows county to raise local sales tax to fund transportation projects



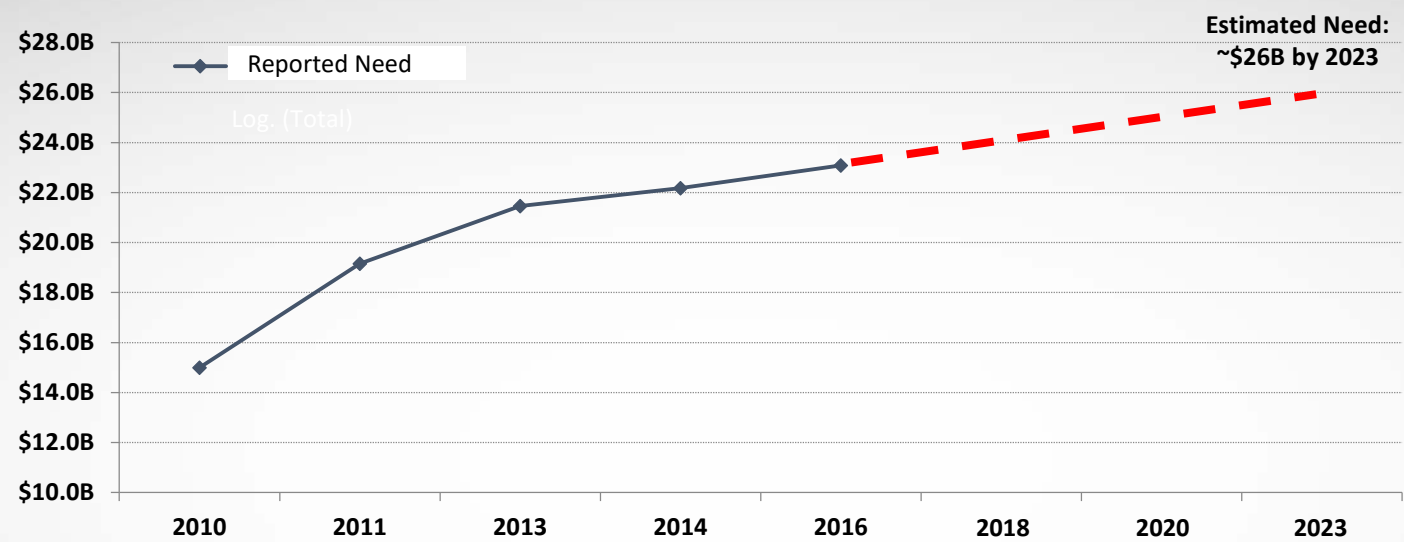
New Revenue Source Options



CTA Capital Needs

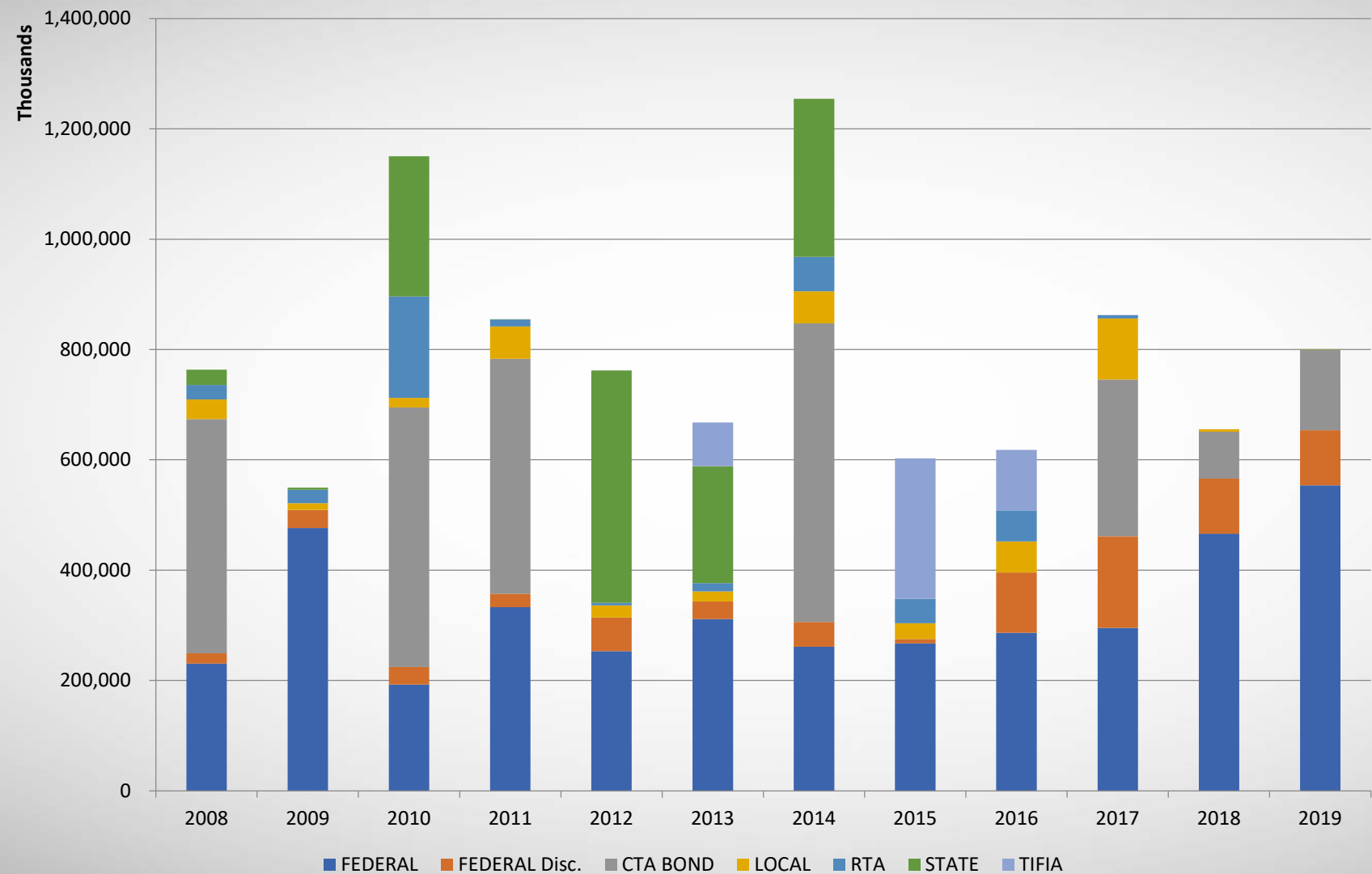


CTA CAPITAL NEEDS



CAPITAL NEEDS	2010	2011	2013	2014	2016
Backlog	\$10.01B	\$11.70B	\$12.92B	\$12.94B	\$12.46B
Normal Replacement	\$3.22B	\$4.49B	\$4.69B	\$5.51B	\$5.73B
Rehab		\$2.42B	\$3.21B	\$3.23B	\$4.20B
Capital Maintenance	\$1.77B	\$0.54B	\$0.64B	\$0.49B	\$0.70B
Total	\$15.00B	\$19.15B	\$21.46B	\$22.17B	\$23.08B

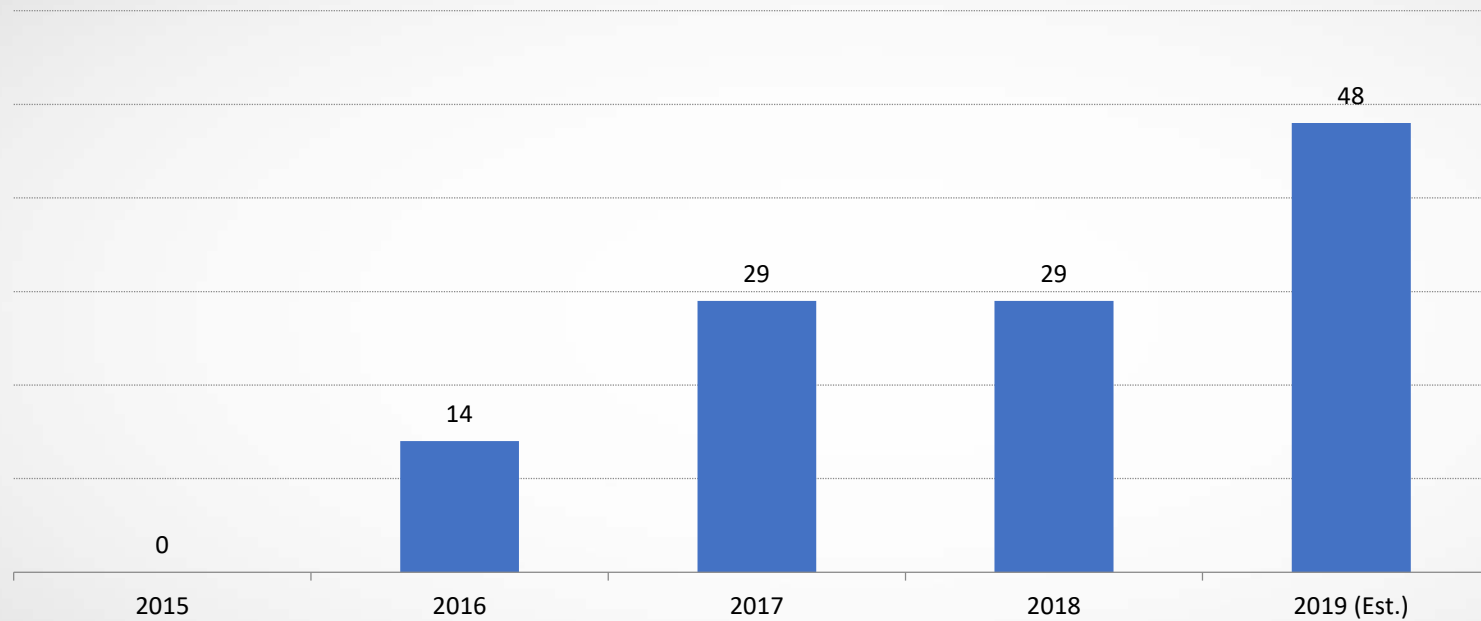
CTA Annual Capital Funding



State of Illinois Budget Crisis Impact



Debt Service

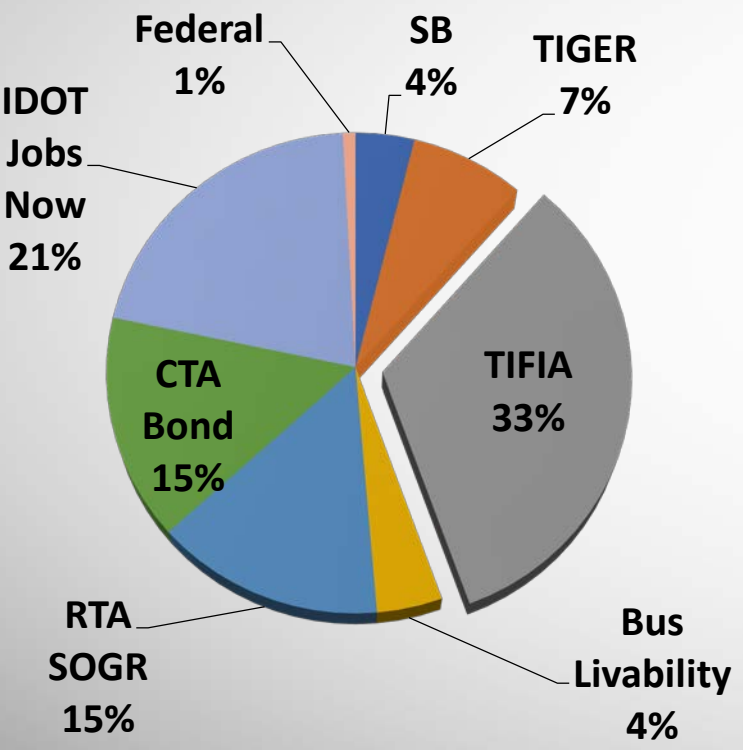


Year	2015	2016	2017	2018	2019 (Est.)	Total
Debt Service	-	\$14.0M	\$29.0M	\$29.0M	\$48.0M	\$120.0M
	0	14	29	29	48	120

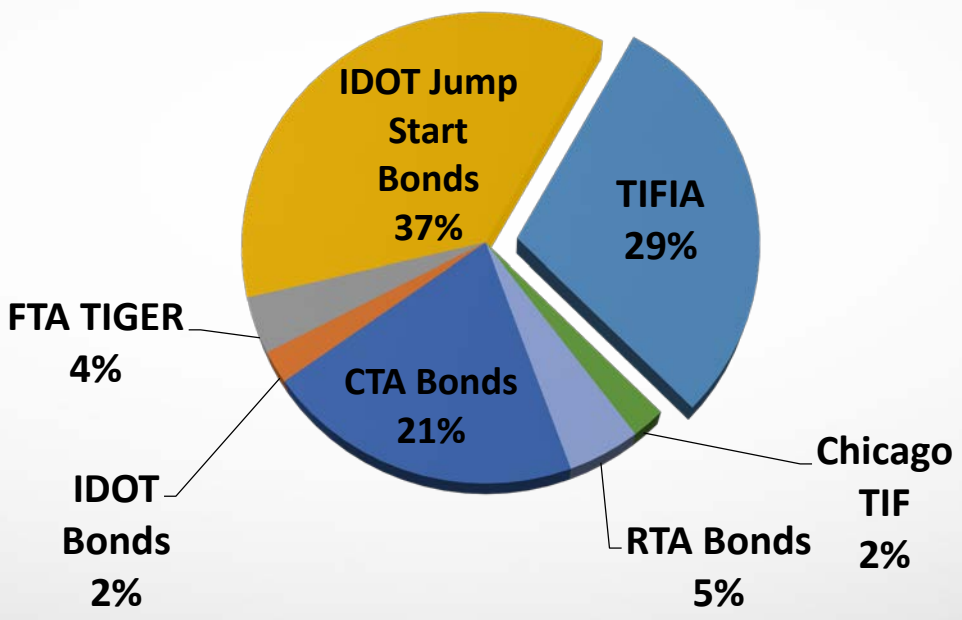
TIFIA Funding



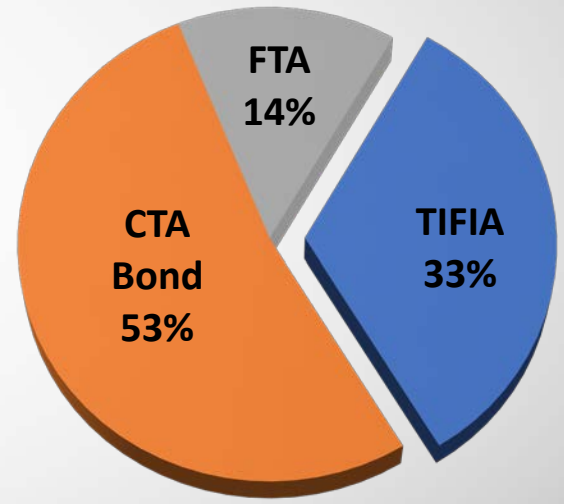
95th / Dan Ryan Terminal



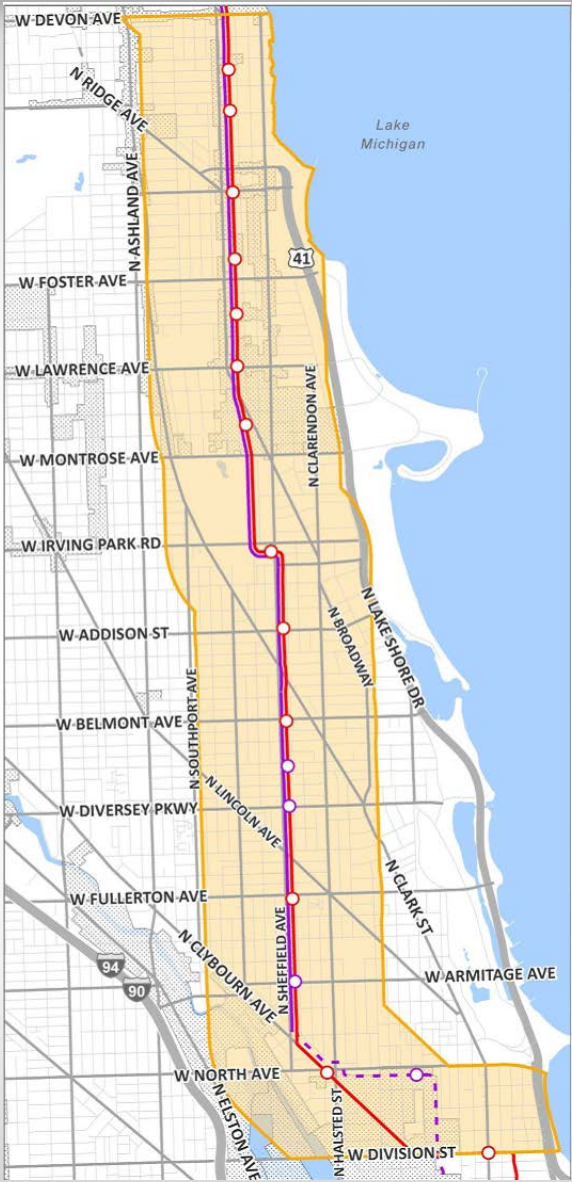
Your New Blue



7000 Series Cars



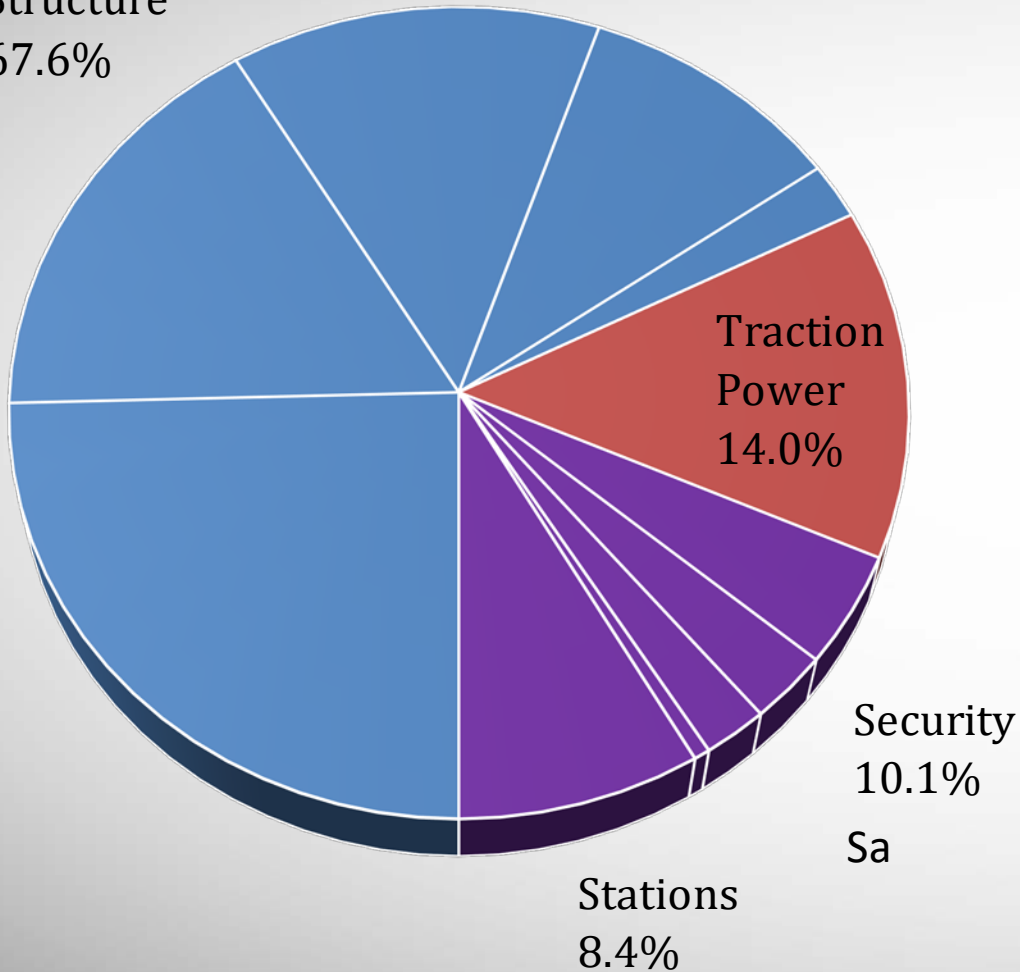
Transit TIF



Ride Hailing Fee



Track and
Structure
67.6%



FastTracks

Tracks

- \$44 M Green Line South
- \$30 M Green & Pink Line West
- \$25 M Red and Blue Subway
- \$18 M Brown Line
- \$4 M Blue Line Congress Branch

Traction Power

- \$25 M Blue Line O'Hare Branch

Safe and Secure

- \$8 M Maintain state of the art working camera system
- \$5 M Replace/Modernize cameras system
- \$4 M Install camera system at CTA bus turnarounds
- \$1 M Install monitors at station kiosks
- \$15 M Replace/Upgrade lighting systems







THANK YOU!