



# COVID-19 Financial Response

**Report to the Board of Commissioners**

February 25, 2021

# Purpose

This report is intended to serve as an update on the County's COVID-19 funding.\*



## CRF Funding

US Department of Treasury  
Coronavirus Relief Fund

**\$428,597,905.20**



FEMA

## FEMA PA Funding

Federal Emergency Management  
Agency Public Assistance Grant

**\$61,763,546\*\***



## ERA Funding

US Department of Treasury  
Emergency Rental Assistance

**\$72,808,624.10**

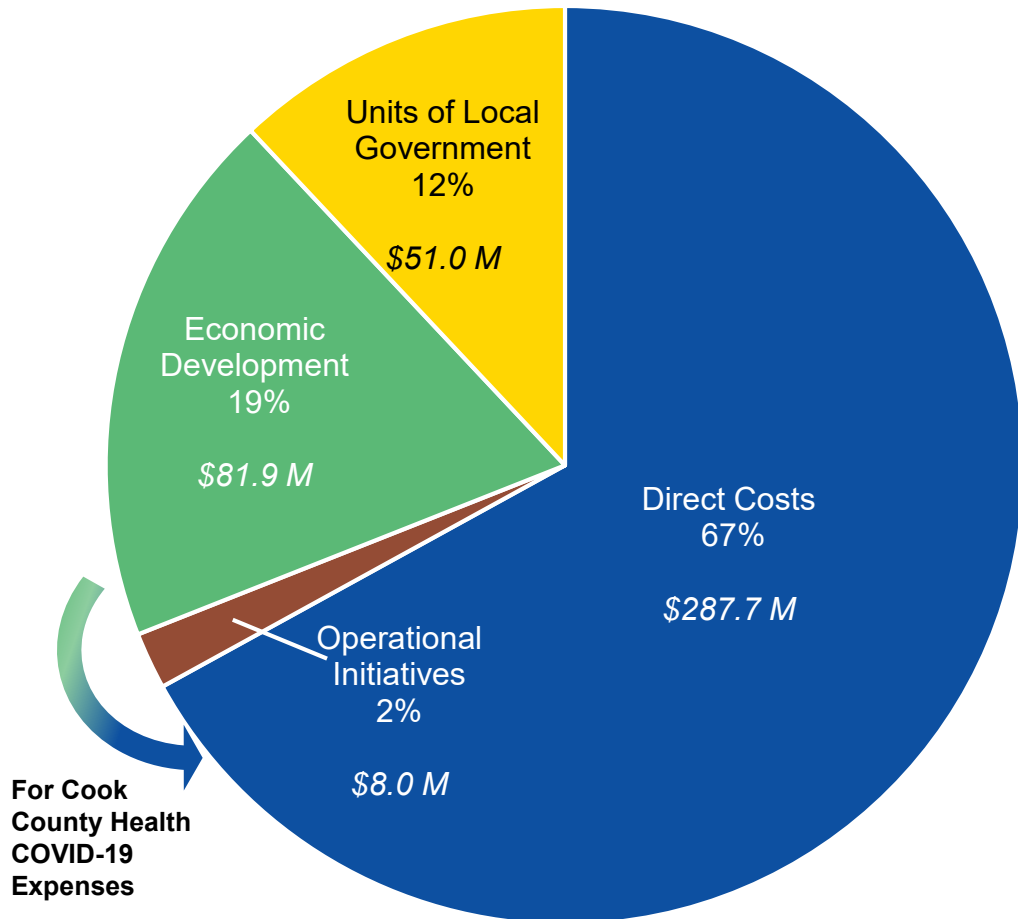
*\*This report covers activity for the period from March 1, 2020 through January 31, 2021. This report covers spending on the CRF fund and FEMA PA grant. To date, no funding on the ERA money has occurred.*

*\*\*FEMA PA grant provides up to 75% in reimbursement for eligible costs. Amount reflected above is the amount of the current grant budget. As of 2/3/2021, FEMA PA will provide 100% in reimbursement for eligible costs.*

# CRF Allocations | Updated

Cook County updated its funding allocations in January to assist in vaccination expenses

## \$428.6 M Coronavirus Relief Fund (CRF)

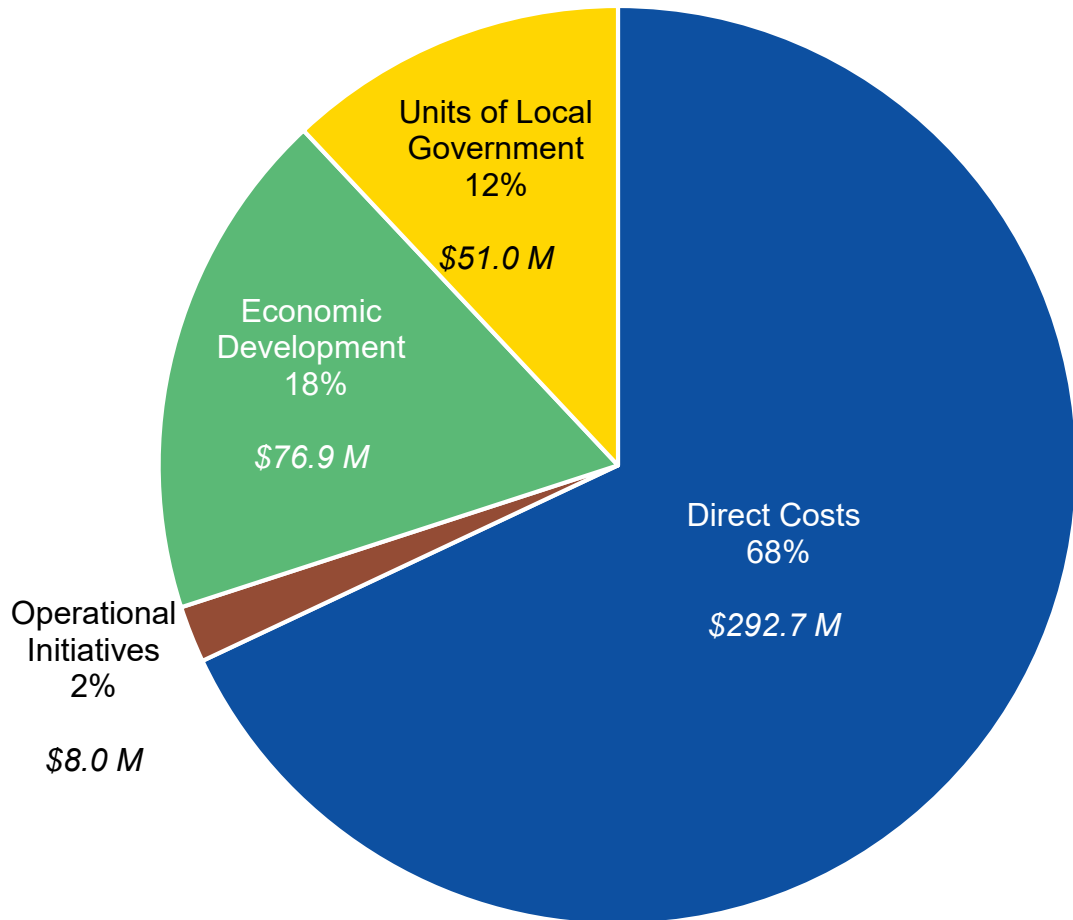


Program	Details
<b>Direct Costs</b>	<ul style="list-style-type: none"> <li>Labor costs</li> <li>Agency cost reimbursement</li> <li>PPE/Cleaning Supplies</li> <li>Technical Assistance</li> <li>Detention Center Costs</li> <li>Facility Cleaning/Security Costs</li> </ul>
<b>Operational Initiatives</b>	<ul style="list-style-type: none"> <li>Workspace redesign</li> <li>Telework capabilities</li> <li>Public Health initiatives</li> </ul>
<b>Economic Development</b>	<ul style="list-style-type: none"> <li>CC Recovery Loan Program</li> <li>Other short-term ED initiatives</li> </ul>
<b>Units of Local Government</b>	<ul style="list-style-type: none"> <li>Cost Reimbursements</li> <li>Future Expenses</li> </ul>

# Updated CRF Allocations

Cook County updated its funding allocations to address internal and external funding needs

## \$428.6 M Coronavirus Relief Fund (CRF)

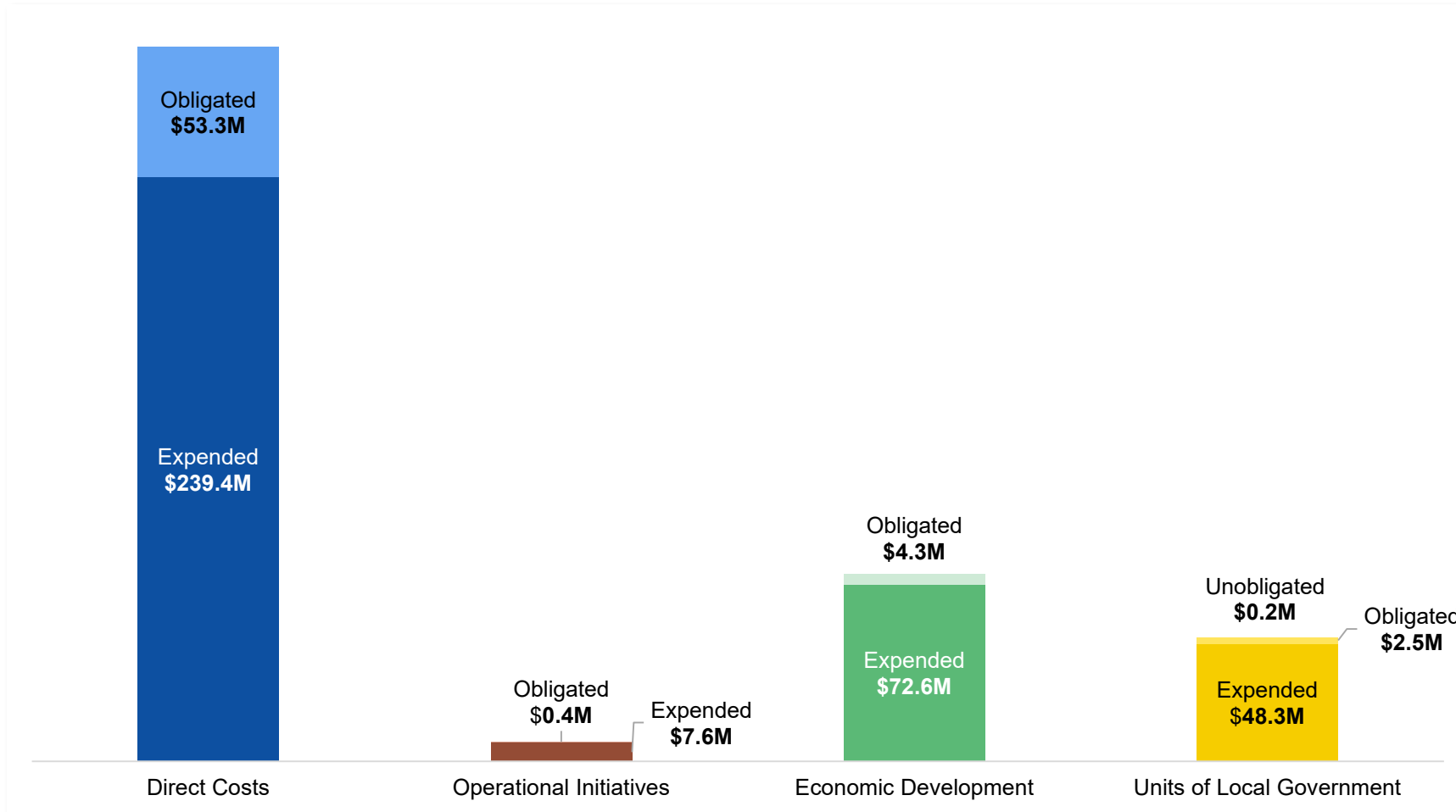


Program	Details
<b>Direct Costs</b>	<ul style="list-style-type: none"> <li>Labor costs</li> <li>Agency cost reimbursement</li> <li>PPE/Cleaning Supplies</li> <li>Technical Assistance</li> <li>Detention Center Costs</li> <li>Facility Cleaning/Security Costs</li> </ul>
<b>Operational Initiatives</b>	<ul style="list-style-type: none"> <li>Workspace redesign</li> <li>Telework capabilities</li> <li>Public Health initiatives</li> </ul>
<b>Economic Development</b>	<ul style="list-style-type: none"> <li>CC Recovery Loan Program</li> <li>Other short-term ED initiatives</li> </ul>
<b>Units of Local Government</b>	<ul style="list-style-type: none"> <li>Cost Reimbursements</li> <li>Future Expenses</li> </ul>

# CRF Update

100 percent of the County's Coronavirus Relief Fund allocation has been expended or obligated

## \$428.6 M Coronavirus Relief Fund (CRF)

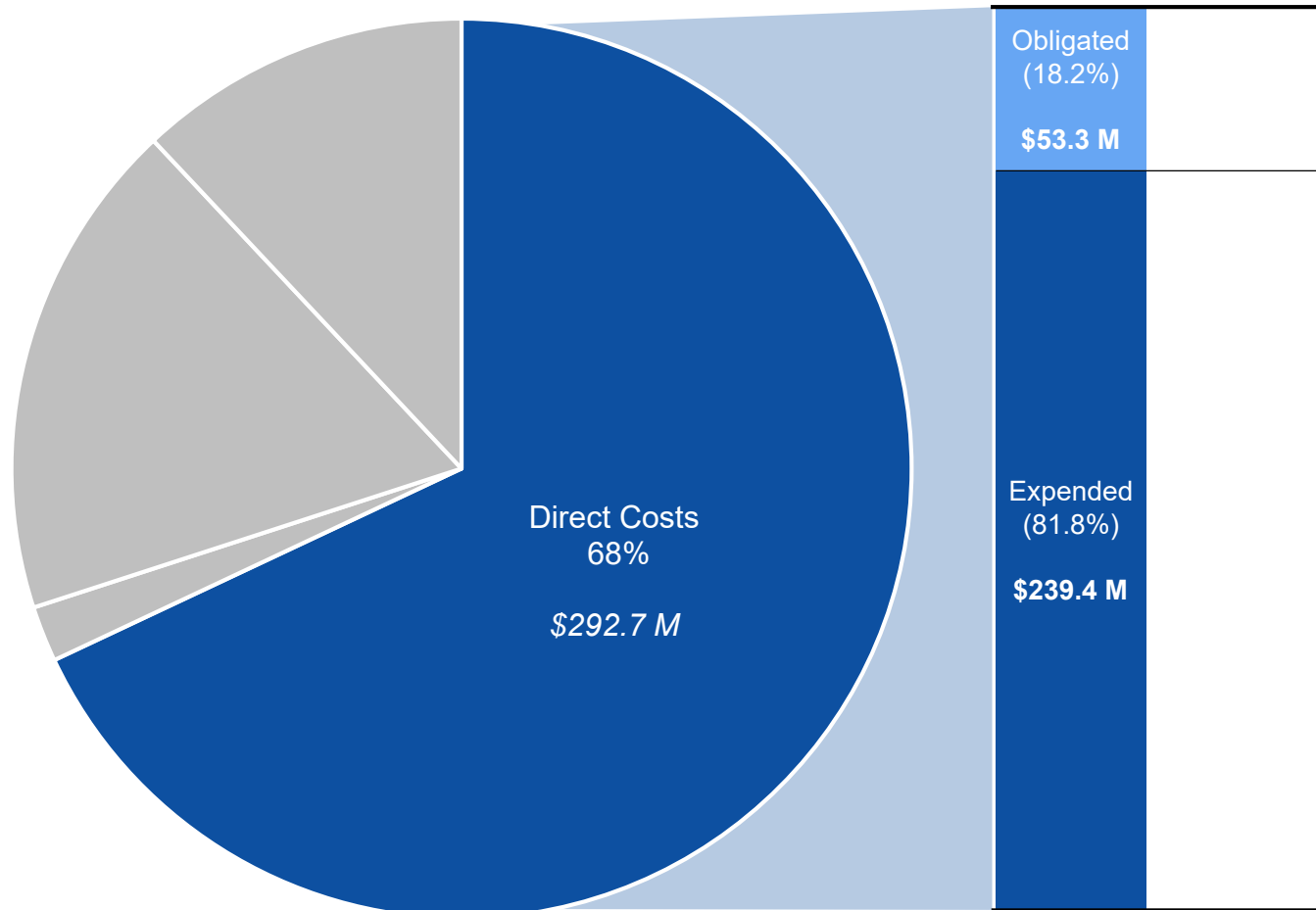


Total CRF Spending and Obligations	
Expended	\$367.9M
Obligated	\$60.5M
Unobligated	\$0.2M

# CRF Update | Direct Costs

100 percent of funding for Direct Costs has been expended or obligated

## \$428.6 M Coronavirus Relief Fund (CRF)



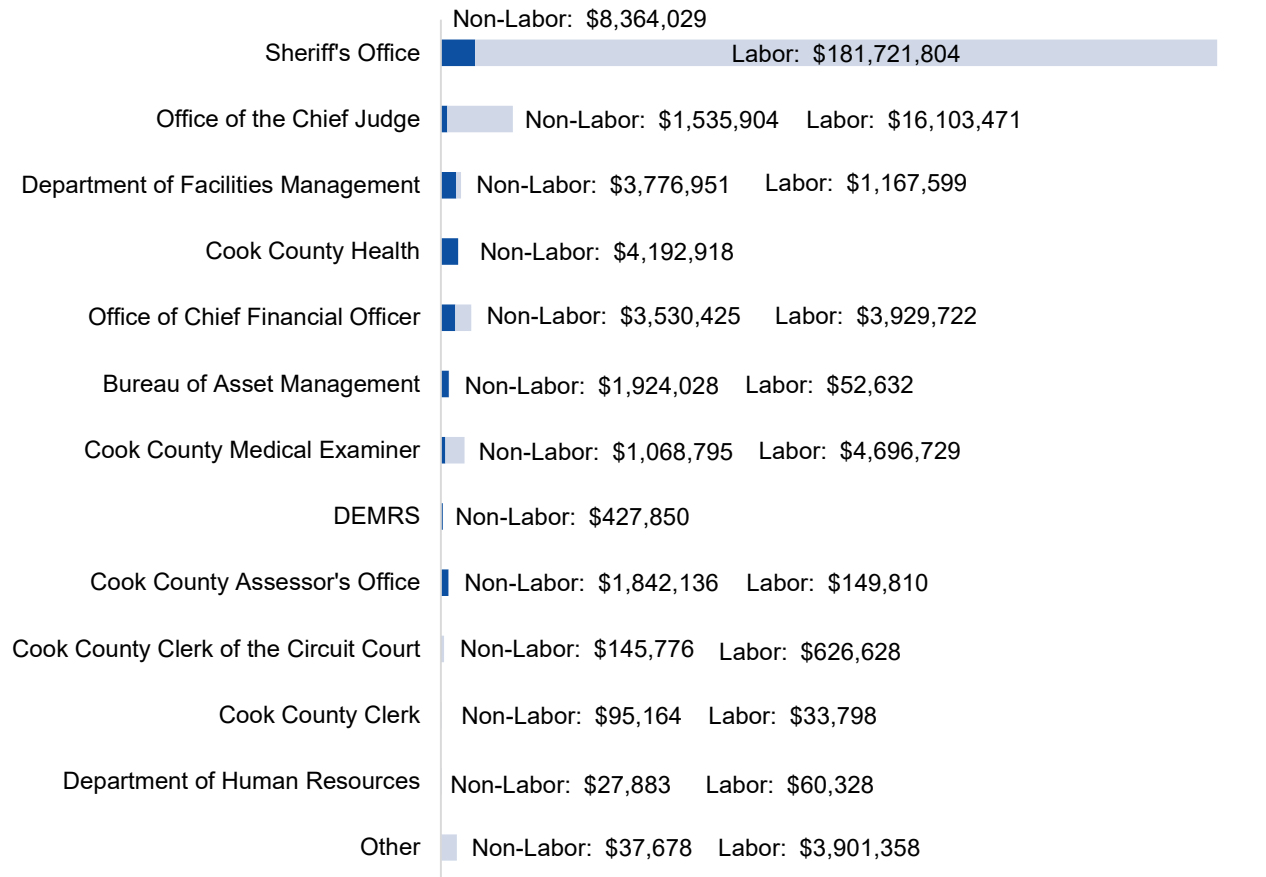
Expended Detail	
Category	Amount
Labor Costs	\$212,443,878
Institutional Supplies, PPE, Public Health Enhancements	\$4,780,516
Detention Center Costs	\$7,597,618
Technical Assistance	\$3,529,925
Supplemental Staffing Costs	\$5,704,134
Mailing and Publishing Costs	\$1,661,522
Agency Cost Reimbursement	\$1,381,041
FEMA Match	\$2,314,778
<b>Total</b>	<b>\$239,413,412</b>

Obligated Detail	
Category	Amount
Additional Labor Costs	\$50,152,921
Ongoing Contracts and additional PPE / Supplies	\$3,131,572
<b>Total</b>	<b>\$53,284,493</b>

# CRF Update | Direct Costs – Department & Vendor Expense Detail

Expenses by Department and the Top 5 Vendors related to this funding are noted below

## Expenses by Department: Direct Costs



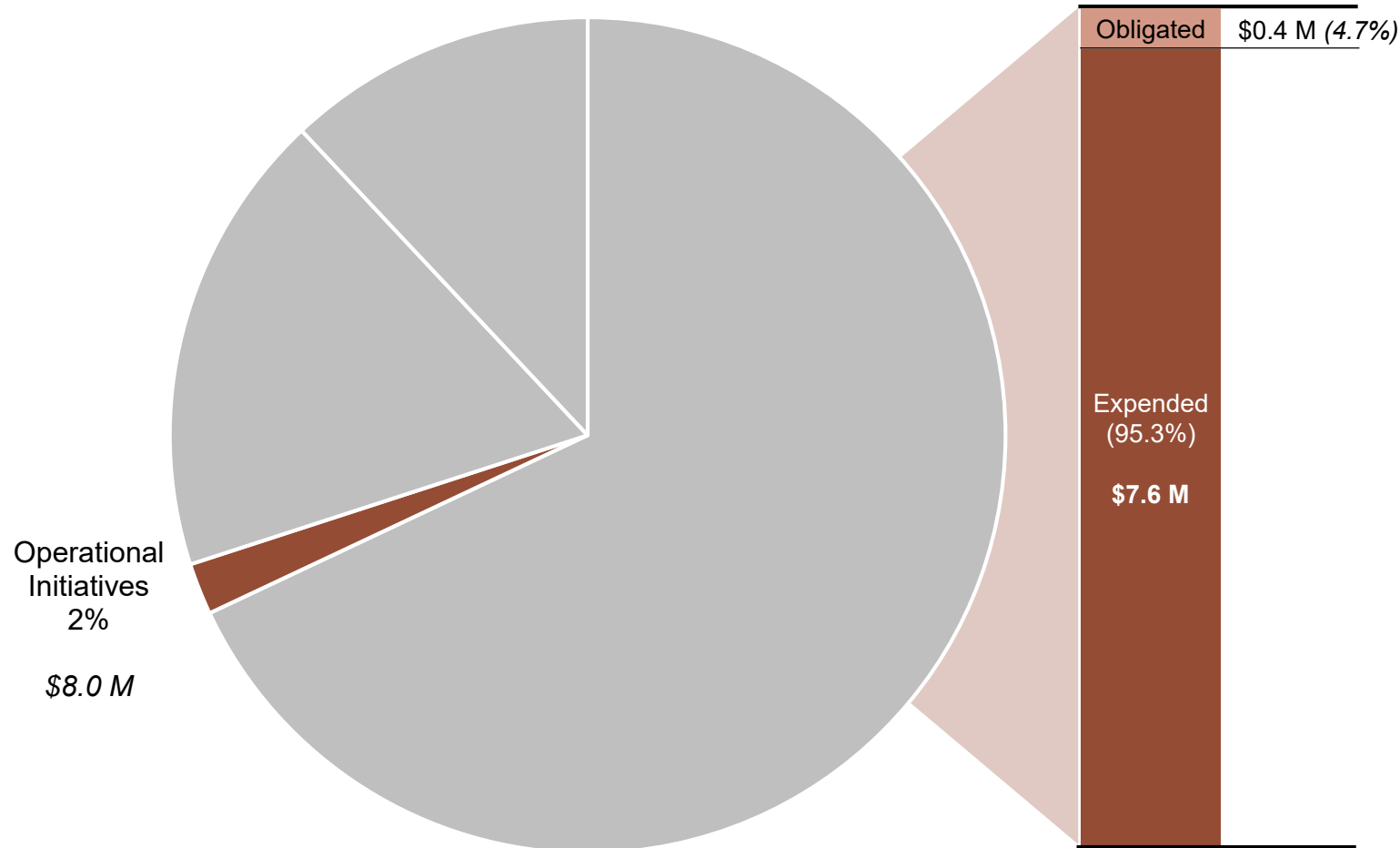
■ Non-Labor Costs
 ■ Labor Costs (includes payroll and benefits)

Top 5 Vendors			
Vendor	Expenses	Department(s)	Expense Summary
CBM Premier Management LLC	\$5,462,502	Sheriff's Office	Meal preparation and socially distant delivery for inmates at the jail
Guidehouse LLP	\$3,263,346	Office of the Chief Financial Officer	COVID-19 financial response consulting services
Steiner Security Services, INC	\$2,623,205	Department of Facilities Management	Guards to conduct thermal screens and enforce elevator capacity limits at County Buildings
Track Group Inc.	\$779,225	Sheriff's Office	GPS devices for defendants released from the Department of Correction as part of pretrial release condition
Grainger Industrial Supply	\$709,498	<ul style="list-style-type: none"> <li>Department of Facilities Management</li> <li>Sheriff's Office</li> <li>DEMRS</li> <li>Bureau of Asset Management</li> </ul>	Various maintenance, repair, and operating supplies to facilitate the safe operation and re-opening of Cook County facilities during the COVID-19 health crisis

# CRF Update | Operational Initiatives

100 percent of funding for Operational Initiatives has been expended or obligated

## \$428.6 M Coronavirus Relief Fund (CRF)



Expended Detail	
Category	Amount
Workspace redesign	\$2,335,857
Telework capabilities	\$3,008,648
Public health initiatives	\$2,276,820
<b>Total</b>	<b>\$7,621,325</b>

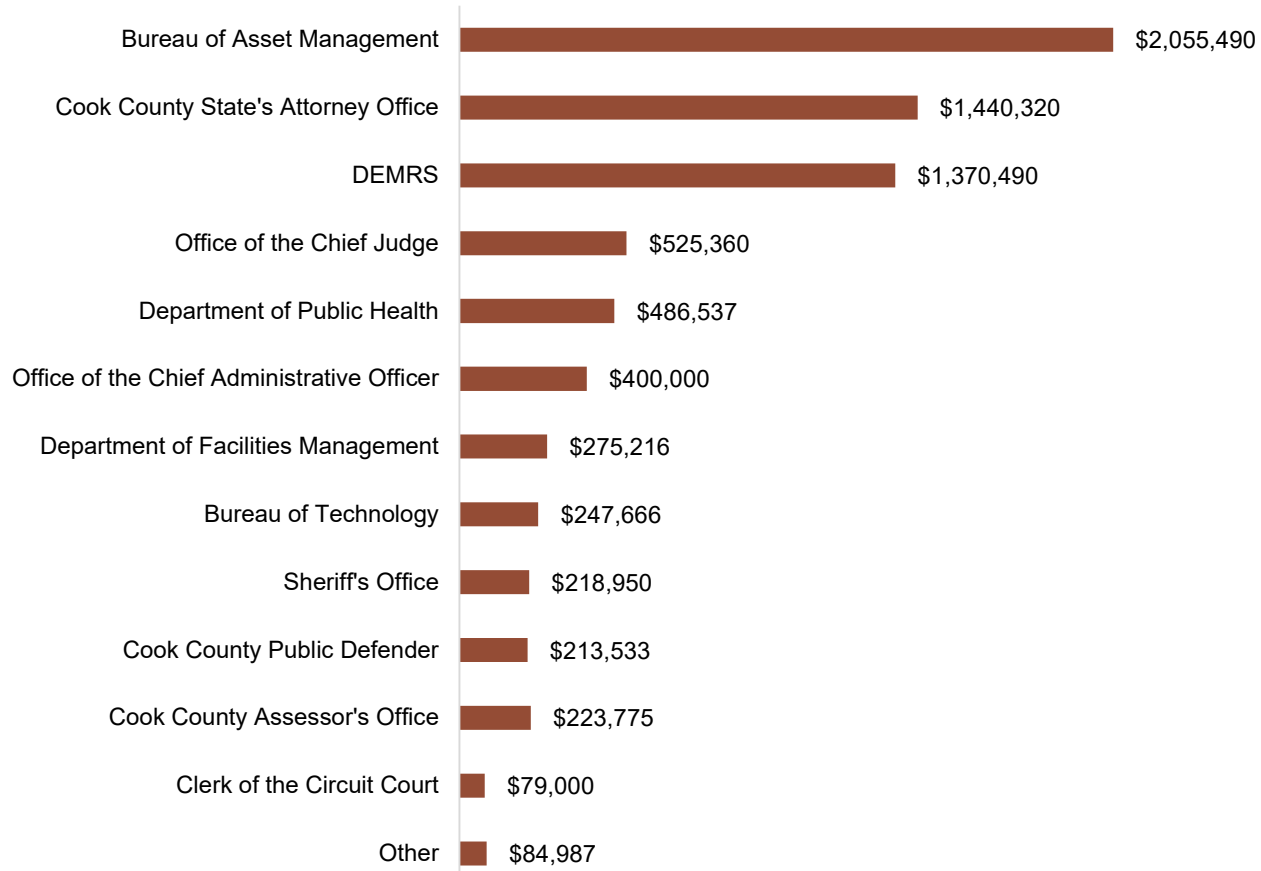
Obligated Detail	
Category	Amount
Workspace redesign	\$34,208
Telework capabilities	\$28,160
Public health initiatives	\$103,604
Additional operational initiatives	\$212,703
<b>Total</b>	<b>\$378,676</b>



# CRF Update | Operational Initiatives – Department & Project Detail

Expenses by Department and the Top 5 Projects related to this funding are noted below

## Expenses by Department: Operational Initiatives

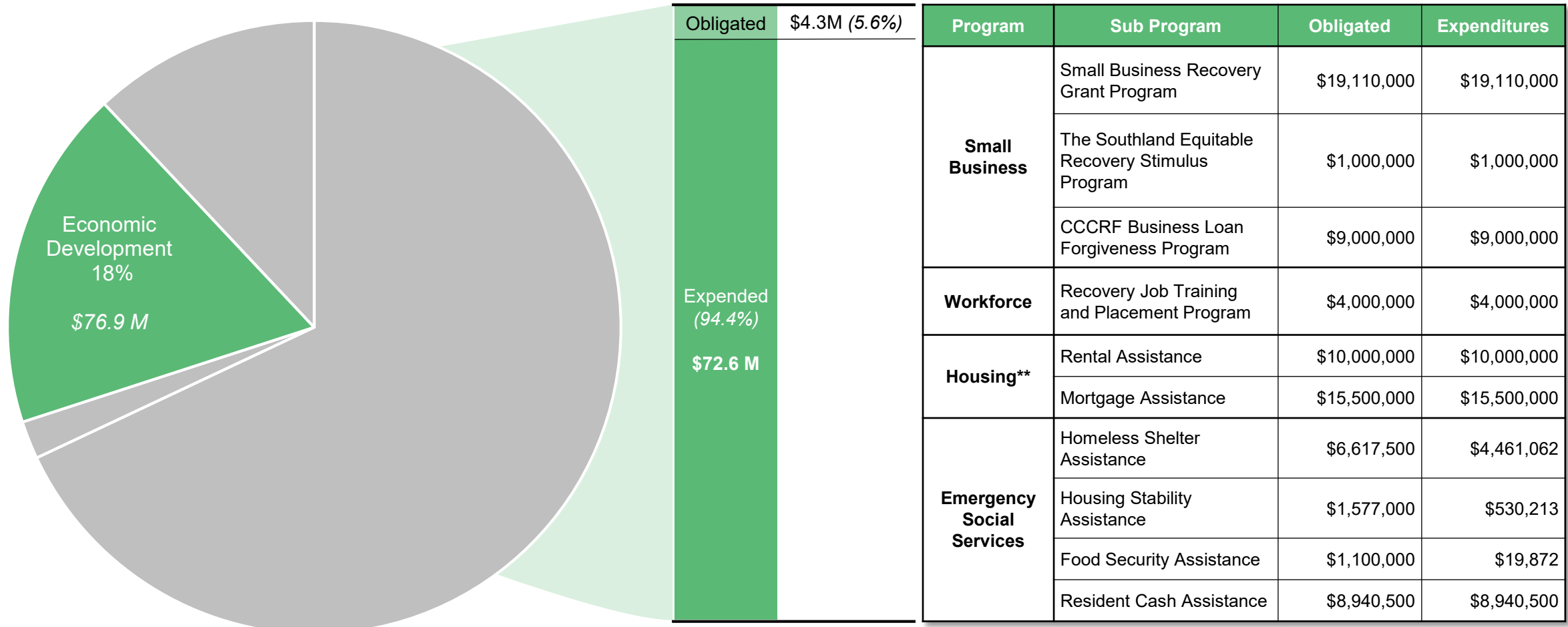


Top 5 Projects			
Project	Expenses	Obligation	Department
Countywide Protective Sneeze Guard Installation	\$2,055,490	\$30,120	Bureau of Asset Management
Teleworking Equipment for Staff Remote Work	\$1,438,985	\$0	Cook County State's Attorney Office
Alternative Housing Initiative	\$599,102	\$5,334	Department of Emergency Management and Regional Security
Public Health Consulting Support	\$486,537	\$92,747	Department of Public Health
COVID-19 Planning Technical Assistance	\$361,112	\$29	Department of Emergency Management and Regional Security

# CRF Update | Economic Development

100 percent of funding for Economic Development has been expended or obligated\*

## \$428.6 M Coronavirus Relief Fund (CRF)



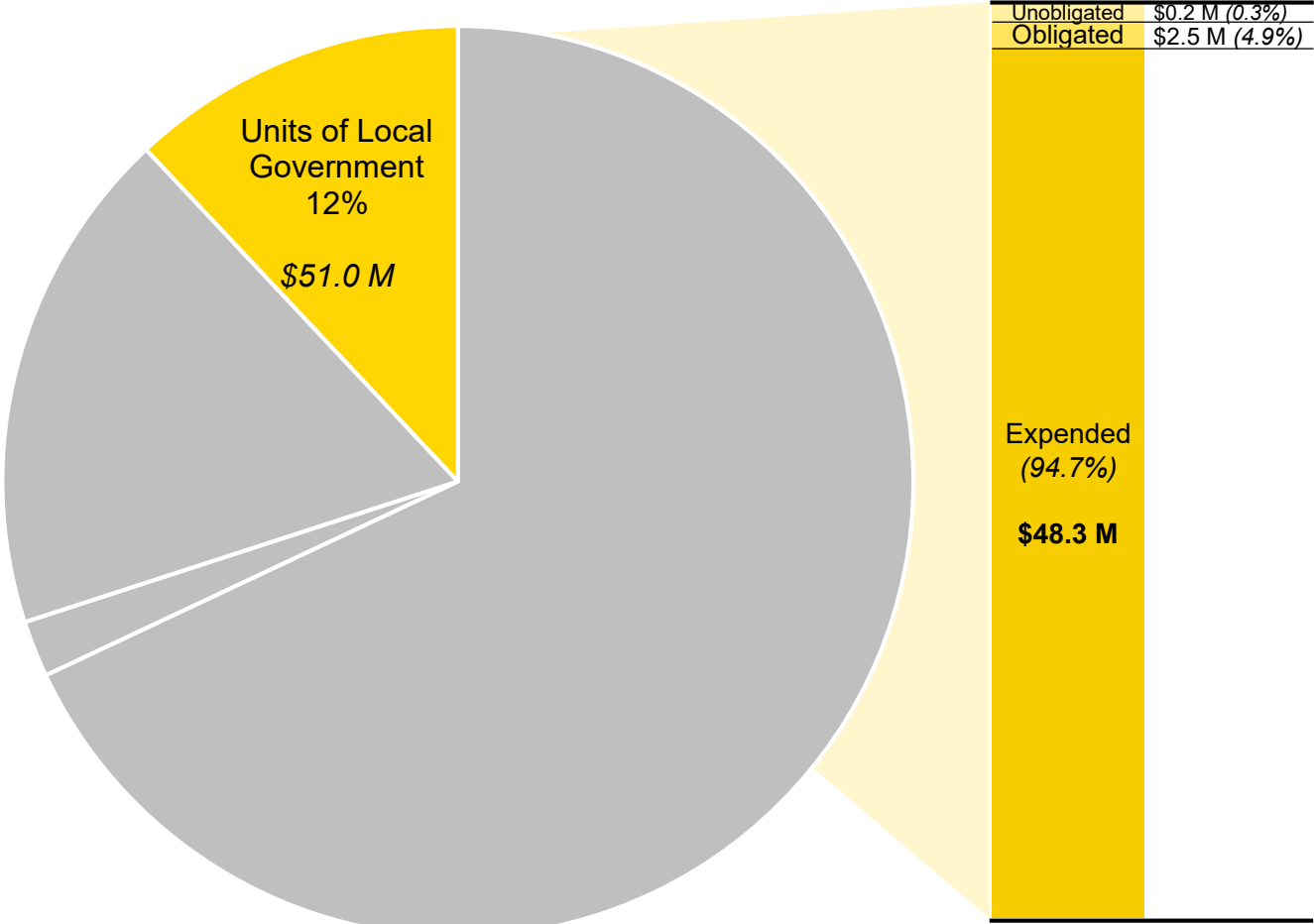
\*\$5 M of Economic Development allocation moved to Direct Costs to cover Cook County Hospital expenses to mitigate COVID-19; the total Economic Development allocation was reduced to \$76.9 M.

\*\* Additional Housing Programming will be supported through the Emergency Rental Assistance Program as defined in the Consolidated Appropriations Act, 2021.

# CRF Update | Units of Local Government

99 percent of funding for Units of Local Government has been expended or obligated

## \$428.6 M Coronavirus Relief Fund (CRF)

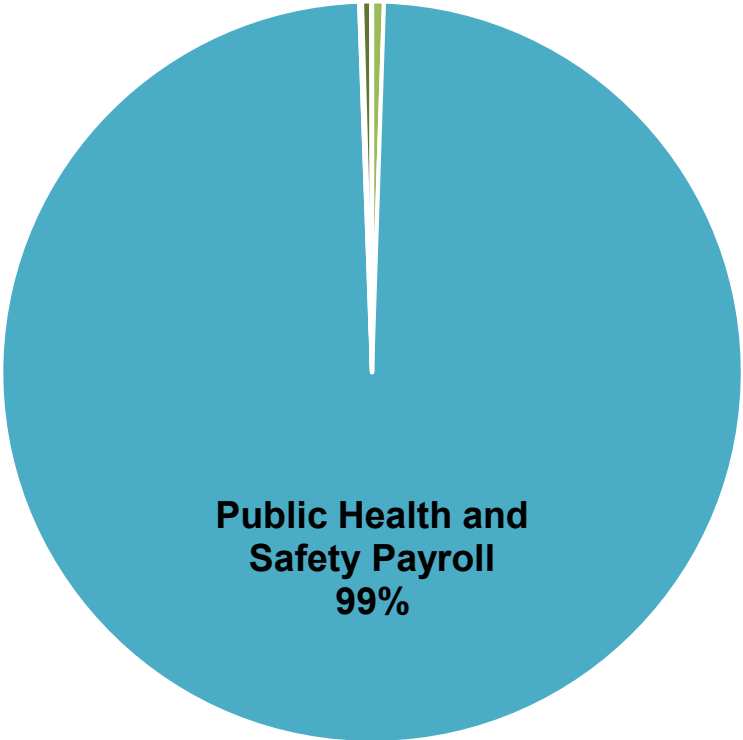


Application Status					
Unit of Government	Approved	Incomplete	Ineligible	Pending	Total
Suburban Municipalities	197	0	4	60	261
Townships	6	0	1	11	18
Fire Protection Districts	10	0	2	7	19
Library Districts	20	1	1	39	61
Park Districts	11	0	0	52	63
Water Reclamation, Forest Preserve	2	0	0	0	2

# CRF Update | Units of Local Government – Expenditures by Category

Expense breakdown of reviewed applications

## Total Incurred Expenses\*



Expenses Totaling Less than 1% of Total Incurred Expenses	
Expense Type	Percent of Total Expenses
Non-Public Health Payroll	0.225%
Telework	0.766%
Public Health Expenses	0.23%
PPE	0.20%
FEMA Payroll Match	0.005%
FEMA Materials Match	0.044%

\* All applications reviewed with future spend have provided documentation for their expenditures

# FEMA Update for FY2020 Non-Personnel\* Expenditures

## One New Project Worksheet obligated in January: C-01

Project Worksheet	Department(s)	Project Value	Expected Reimbursement (75%)	CRF Match (25%)**	Submitted to FEMA	Approval Status
MS-01	County-wide Public Safety PPE	\$602,104	\$451,578	\$149,708****	Yes	Reimbursed
MS-01.2	Medical Examiner	\$1,334,509	\$1,000,882	\$333,627	Yes	Obligated
MS-01.3	DEMRS	\$462,571	\$346,928	\$115,643	Yes	FEMA Review
MS-02***	Cook County Health - Pharmaceuticals	\$885,882	\$250,749	\$83,583	Yes	Obligated
MS-03	Cook County Health - PPE	\$1,217,719	\$913,289	\$285,874****	Yes	Obligated
MS-04	Department of Facility Management	\$1,457,799	\$1,093,349	\$364,450	Yes	FEMA Review
MS-05	Cook County Health - Supplies	\$88,433	\$66,325	\$20,554****	Yes	Obligated
MS-06	Corrections & Law Enforcement	\$254,194	\$190,646	\$63,549	Yes	Obligated
MS-07	All Other Departments	\$235,801	\$176,851	\$58,784****	Yes	FEMA Review
MS-08**	Cook County Health – Community Based Testing	\$348,057	\$91,565	\$30,522	Yes	Obligated
MS-09	Cook County Health – Extra Transactions	\$39,486	\$29,615	\$6,886****	Yes	FEMA Review
C-01	Cook County Health - Patient Services	\$3,206,393	\$2,404,795	\$801,598	Yes	Obligated
<b>Project Worksheet Categories: MS = Materials &amp; Supplies; C = Contracts</b>		<b>\$10,132,948</b>	<b>\$7,016,572</b>	<b>\$2,314,778</b>		

\* Note project worksheets (PW) listed are for reimbursement of non-personnel expenditures incurred in fiscal year 2020. PW value may vary from month-to-month as transactions are added or removed from a PW.

\*\* Per President Biden's Executive Order issued on 2/3/2021, FEMA reimbursement matches were increased to 100%. The amount shown here as CRF Match will be reimbursed by FEMA and spent in FY2021.

\*\*\* For these PWs, to avoid duplication of benefits, as applicable, deductions were applied based on reimbursement ratios from Medicare, Medicaid, insurance programs; or from the US HHS Provider Relief Fund (PRF). For applicable PWs, based on current assessment of charge ratios from the applicable hospitals, it is estimated that approximately 62% of the expense value may be reimbursed by Medicare, Medicaid, or insurance programs and would thus not be covered by FEMA and CRF. PRF information and guidance is in flux and is being closely monitored for possible impact to CCH PWs.

\*\*\*\* Not all purchases on MS-01, MS-03, MS-05, & MS-07 are CRF-eligible. 25% of MS-01 is \$150,526 with \$149,708 being CRF-eligible (\$818 CRF-ineligible); 25% of MS-03 is \$304,430 with \$285,874 being CRF-eligible (\$18,556 CRF-ineligible); 25% of MS-05 is \$22,108 with \$20,554 being CRF-eligible (\$1,554 CRF-ineligible); 25% of MS-07 is \$58,950 with \$58,784 being CRF-eligible (\$166 CRF-ineligible); 25% of MS-09 is \$9,872 with \$6,886 being CRF-eligible (\$2,985 CRF-ineligible)

# FEMA Update for FY2020 Personnel Expenditures

Labor PWs for March 2020 – June 2020 for Cook County Health and the Medical Examiner are under final internal review\*

Project Worksheet	Department(s)	Project Value**	Expected Reimbursement (100%)***	Submitted to FEMA	Approval Status
L-01.A	Sheriff Labor – March	\$302,260	\$302,260	Yes	FEMA Initial Review
L-01.B	Sheriff Labor – April	\$2,399,829	\$2,399,829	Yes	FEMA Initial Review
L-01.C	Sheriff Labor – May	\$1,878,368	\$1,878,368	Yes	FEMA Initial Review
L-01.D	Sheriff Labor – June	\$2,278,040	\$2,278,040	Yes	FEMA Initial Review
L-02.A	Cook County Health Labor – March	\$770,928	\$770,928	No	TBD
L-02.B	Cook County Health Labor – April	\$1,635,241	\$1,635,241	No	TBD
L-02.C	Cook County Health Labor – May	\$2,381,513	\$2,381,513	No	TBD
L-02.D	Cook County Health Labor – June	\$4,563,548	\$4,563,548	No	TBD
L-03	Medical Examiner Labor – March-June	\$197,436	\$197,436	No	TBD
		<b>\$16,407,163</b>	<b>\$16,407,163</b>		

**Project Worksheet Categories:** L = Overtime Personnel Costs

\* Project worksheets (PW) listed are for reimbursement of personnel overtime expenditures incurred in fiscal year 2020. Project value is determined through reconciliation between timesheets and payroll for eligible overtime, aligning hours to specific COVID-related activities, and comparing against existing Collective Bargaining Agreements (CBAs) and other personnel policies.

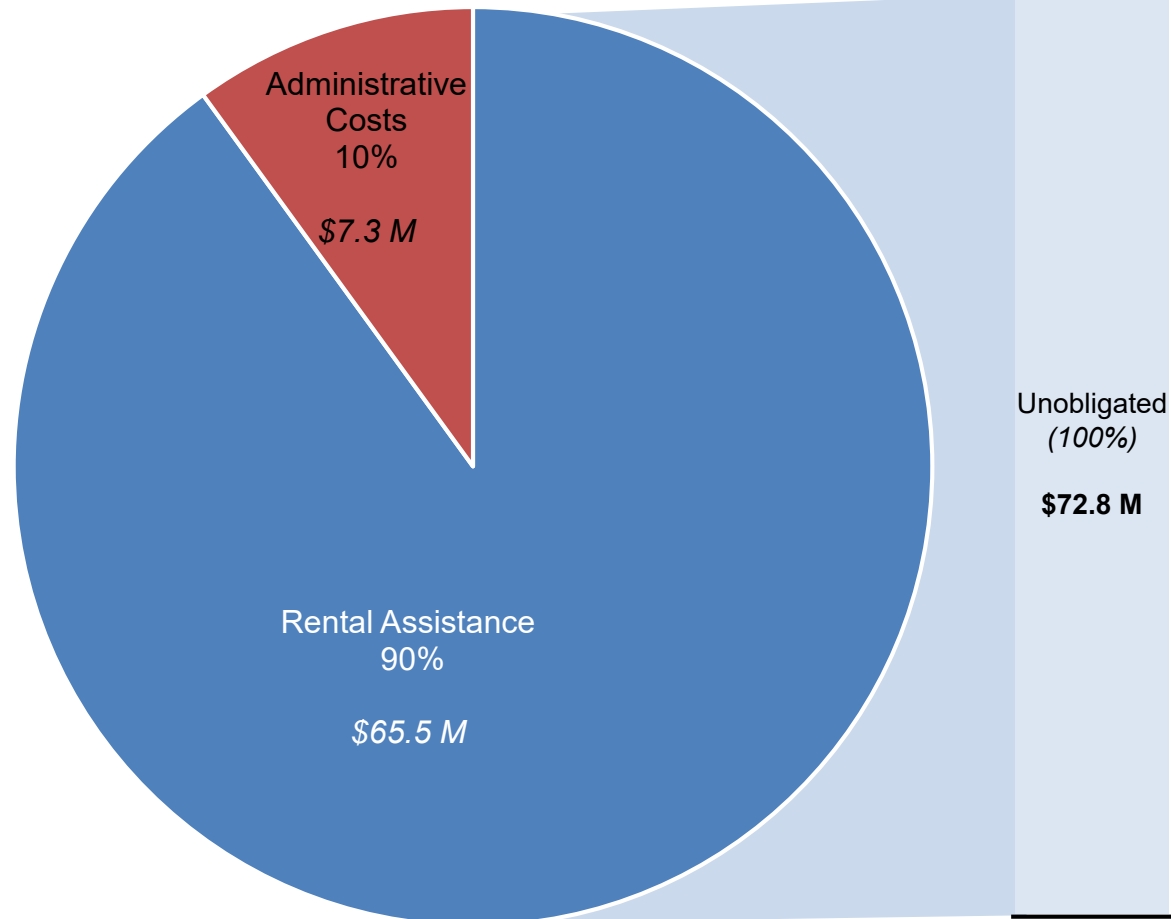
\*\*PW value may vary as reconciliation between timekeeping systems, payroll records, and activity records are completed for a PW.

\*\*\* Per President Biden's Executive Order issued on 2/3/2021, FEMA reimbursement matches were increased to 100%. The amount shown here as CRF Match will be reimbursed by FEMA and spent in FY2021.

# Emergency Rental Assistance Program

Cook County received \$72.8m for use in the new Emergency Rental Assistance Program\*

## \$72.8 M Emergency Rental Assistance Program (ERA)



Component	Eligible Expenses
<b>Rental Assistance</b>	<ul style="list-style-type: none"><li>• Rent</li><li>• Rental arrears</li><li>• Utility and home energy costs</li><li>• Utility and home energy arrears</li></ul>
<b>Administrative Costs</b>	<ul style="list-style-type: none"><li>• Housing stability services</li><li>• Administration of funds</li></ul>

\* The Bureau of Economic Development is currently finalizing the ERA program design and the program will be reported on in an upcoming Board meeting.



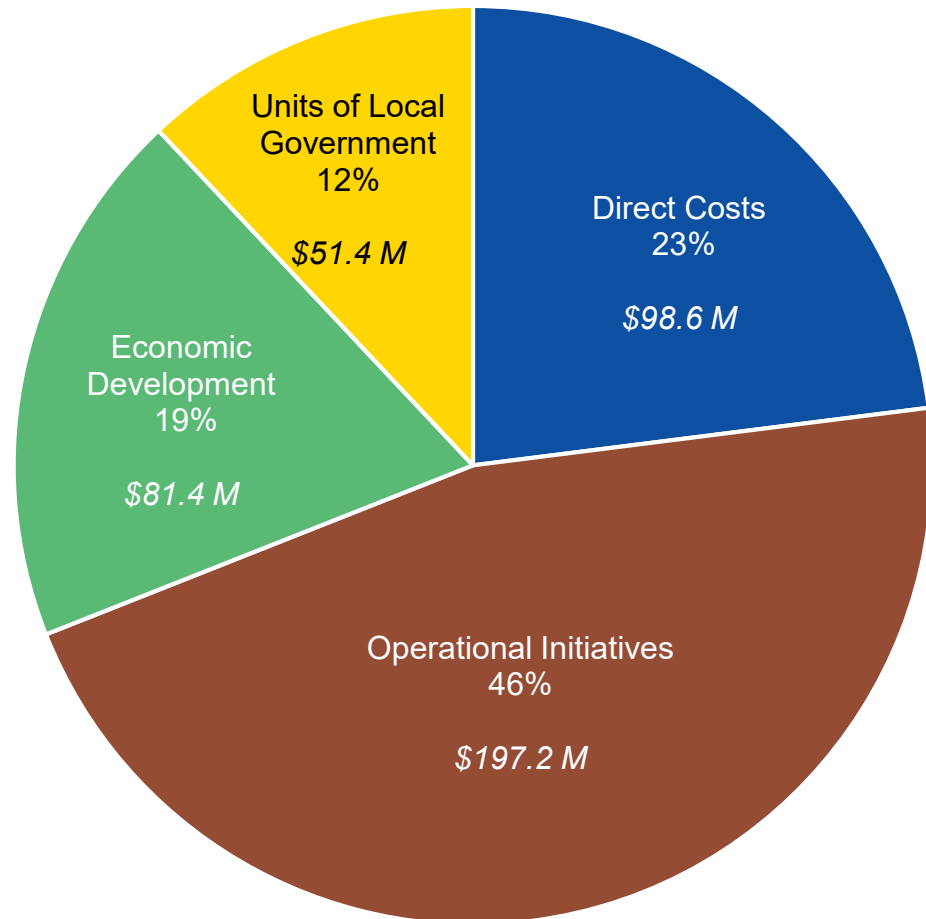
# Appendix



# CRF Allocations | Original

Cook County allocated its CARES Act funding to address several competing priorities

## \$428.6 M Coronavirus Relief Fund (CRF)

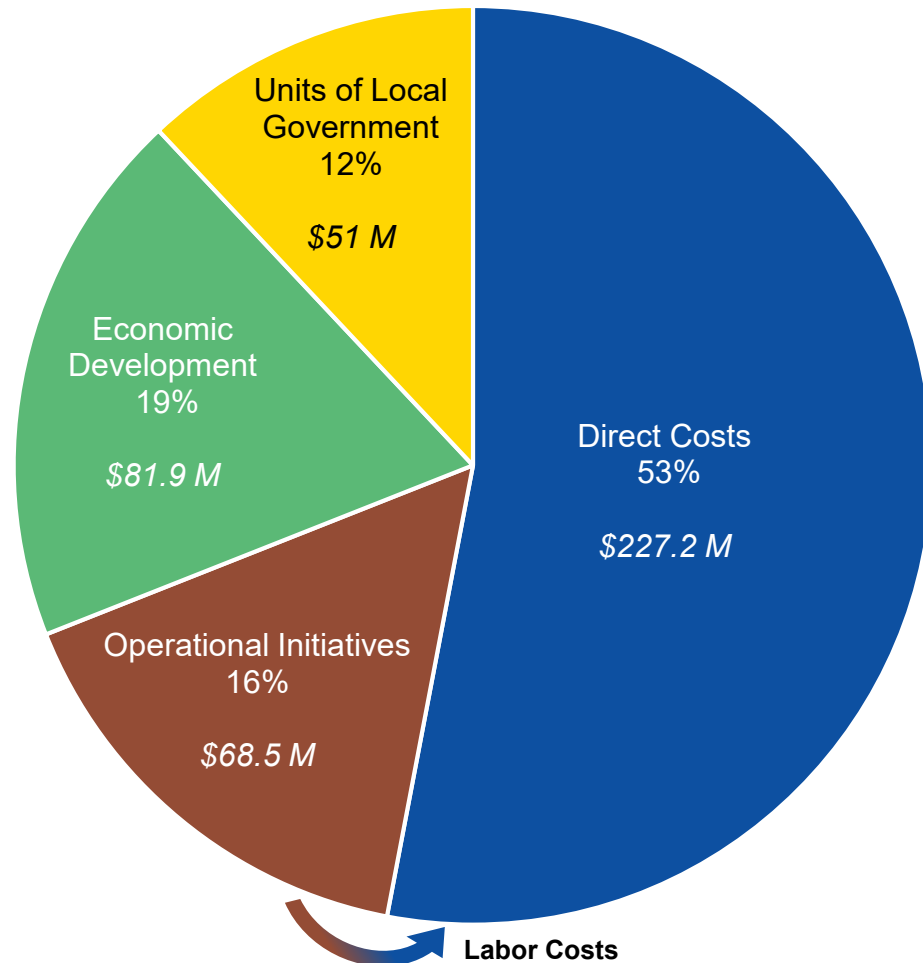


Program	Details
<b>Direct Costs</b>	<ul style="list-style-type: none"> <li>Agency cost reimbursement</li> <li>PPE/Cleaning Supplies</li> </ul>
<b>Operational Initiatives</b>	<ul style="list-style-type: none"> <li>Labor costs</li> <li>Workspace redesign</li> <li>Telework capabilities</li> <li>Public Health initiatives</li> </ul>
<b>Economic Development</b>	<ul style="list-style-type: none"> <li>CC Recovery Loan Program</li> <li>Other short-term ED initiatives</li> </ul>
<b>Units of Local Government</b>	<ul style="list-style-type: none"> <li>Cost Reimbursements</li> <li>Future Expenses</li> </ul>

# CRF Allocations | Update 1

Cook County updated its funding allocations early this fall to better reflect internal funding needs

## \$428.6 M Coronavirus Relief Fund (CRF)

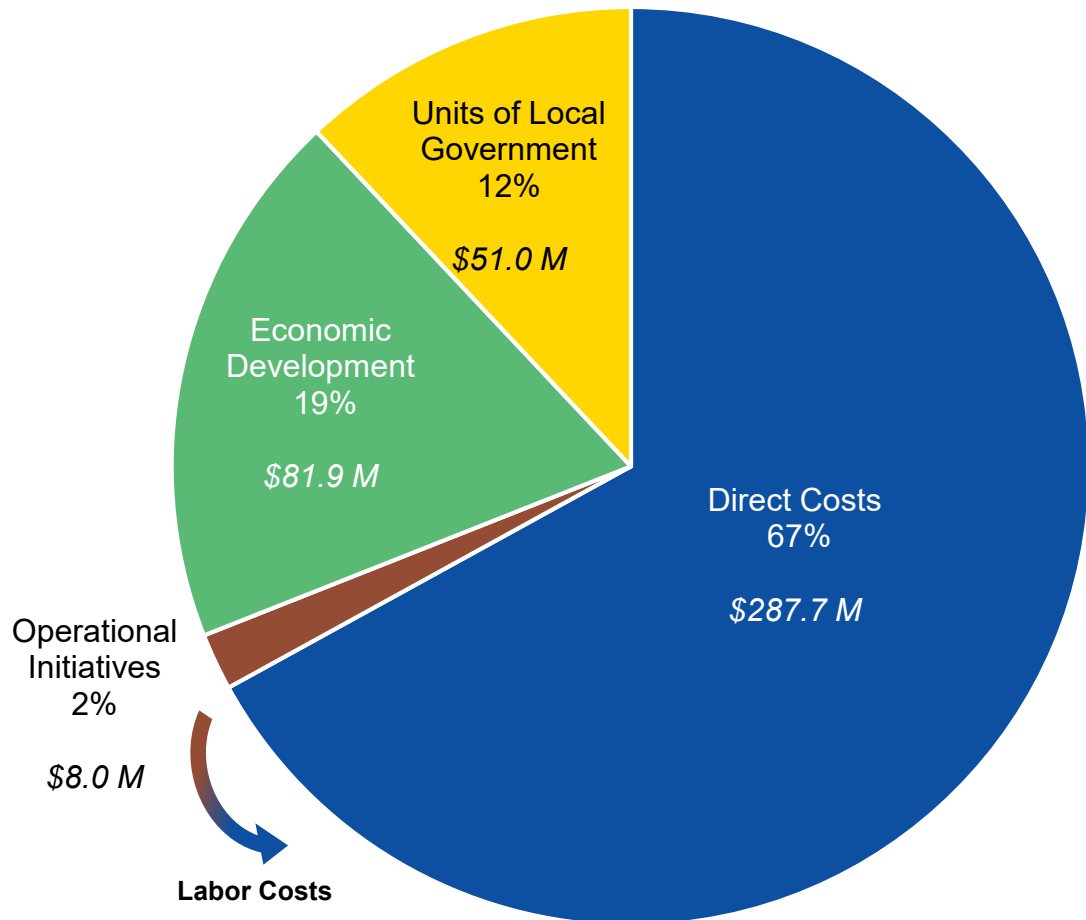


Program	Details
<b>Direct Costs</b>	<ul style="list-style-type: none"> <li>• <b>Labor costs</b></li> <li>• Agency cost reimbursement</li> <li>• PPE/Cleaning Supplies</li> <li>• <b>Technical Assistance</b></li> <li>• <b>Detention Center Costs</b></li> <li>• <b>Facility Cleaning/Security Costs</b></li> </ul>
<b>Operational Initiatives</b>	<ul style="list-style-type: none"> <li>• <i>Labor costs</i></li> <li>• Workspace redesign</li> <li>• Telework capabilities</li> <li>• Public Health initiatives</li> </ul>
<b>Economic Development</b>	<ul style="list-style-type: none"> <li>• CC Recovery Loan Program</li> <li>• Other short-term ED initiatives</li> </ul>
<b>Units of Local Government</b>	<ul style="list-style-type: none"> <li>• Cost Reimbursements</li> <li>• Future Expenses</li> </ul>

# CRF Allocations | Update 2

Cook County updated its funding allocations in November to better reflect internal funding needs

## \$428.6 M Coronavirus Relief Fund (CRF)

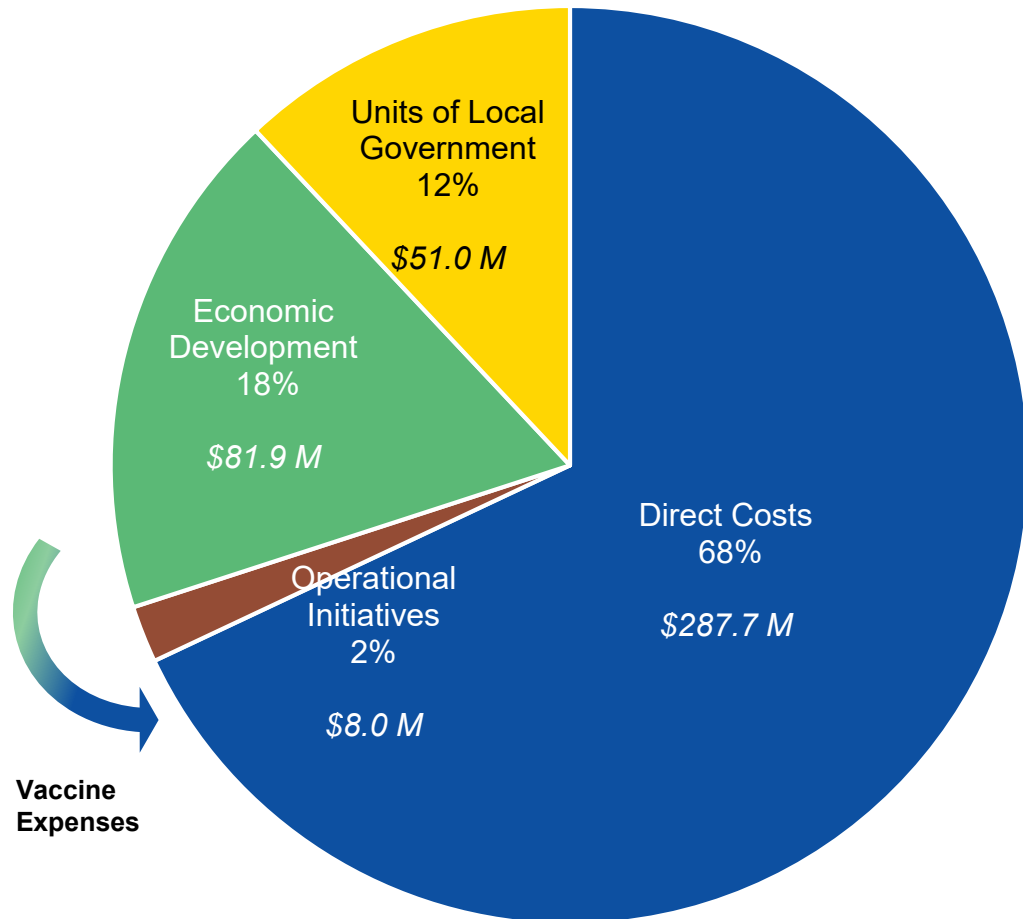


Program	Details
<b>Direct Costs</b>	<ul style="list-style-type: none"> <li>Labor costs</li> <li>Agency cost reimbursement</li> <li>PPE/Cleaning Supplies</li> <li>Technical Assistance</li> <li>Detention Center Costs</li> <li>Facility Cleaning/Security Costs</li> </ul>
<b>Operational Initiatives</b>	<ul style="list-style-type: none"> <li>Workspace redesign</li> <li>Telework capabilities</li> <li>Public Health initiatives</li> </ul>
<b>Economic Development</b>	<ul style="list-style-type: none"> <li>CC Recovery Loan Program</li> <li>Other short-term ED initiatives</li> </ul>
<b>Units of Local Government</b>	<ul style="list-style-type: none"> <li>Cost Reimbursements</li> <li>Future Expenses</li> </ul>

# CRF Allocations | Update 3

Cook County updated its funding allocations in January to assist in vaccination expenses

## \$428.6 M Coronavirus Relief Fund (CRF)



Program	Details
<b>Direct Costs</b>	<ul style="list-style-type: none"> <li>Labor costs</li> <li>Agency cost reimbursement</li> <li>PPE/Cleaning Supplies</li> <li>Technical Assistance</li> <li>Detention Center Costs</li> <li>Facility Cleaning/Security Costs</li> </ul>
<b>Operational Initiatives</b>	<ul style="list-style-type: none"> <li>Workspace redesign</li> <li>Telework capabilities</li> <li>Public Health initiatives</li> </ul>
<b>Economic Development</b>	<ul style="list-style-type: none"> <li>CC Recovery Loan Program</li> <li>Other short-term ED initiatives</li> </ul>
<b>Units of Local Government</b>	<ul style="list-style-type: none"> <li>Cost Reimbursements</li> <li>Future Expenses</li> </ul>

# BED Allocations | *Updated*

## BED updated allocations and transfer of \$5 M for vaccination expenses

Program	Sub Program	Obligation as of October 30, 2020	Additional Obligated Money	Obligation as of November 30, 2020	Additional Obligated Money	Obligation as of December 31, 2020	Additional Obligated Money	Obligation as of January 31, 2021
<b>Small Business</b>	Small Business Recovery Grant Program	\$15,000,000	\$4,110,000	\$19,110,000	\$0	\$19,110,000	\$0	\$19,110,000
	The Southland Equitable Recovery Stimulus Program	\$1,000,000	\$0	\$1,000,000	\$0	\$1,000,000	\$0	\$1,000,000
	CCCRF Business Loan Forgiveness Program	\$10,000,000	(\$1,000,000)	\$9,000,000	\$0	\$9,000,000	\$0	\$9,000,000
<b>Workforce</b>	Recovery Job Training and Placement Program	\$4,000,000	\$0	\$4,000,000	\$0	\$4,000,000	\$0	\$4,000,000
<b>Housing</b>	Rental Assistance	\$20,000,000	(\$4,000,000)	\$16,000,000	(\$6,000,000)	\$10,000,000	\$0	\$10,000,000
	Mortgage Assistance	\$20,000,000	(\$1,000,000)	\$19,000,000	\$0	\$19,000,000	(\$3,500,000)	\$15,500,000
<b>Emergency Social Services</b>	Homeless Shelter Assistance	\$5,000,000	\$1,349,500	\$6,349,500	\$0	\$6,349,500	\$268,000	\$6,617,500
	Housing Stability Assistance	\$1,100,000	(\$40,500)	\$1,059,500	\$0	\$1,059,500	\$17,500	\$1,077,000
	Food Security Assistance	\$1,100,000	\$0	\$1,100,000	\$0	\$1,100,000	\$0	\$1,100,000
	Resident Cash Assistance	\$2,100,000	\$2,140,500	\$4,240,500	\$7,000,000	\$11,240,500	(\$2,300,000)	\$8,940,500
<b>Unobligated</b>	Unobligated Funds	\$2,600,000	(\$1,600,000)	\$1,000,000	(\$1,000,000)	\$0	\$0	\$0
<b>Transferred</b>	Transferred to Direct Costs to cover vaccination costs						\$5,000,000	

# CRF Update | Units of Local Government

As of January 31<sup>st</sup>, 95 percent of funding for Units of Local Government has been expended

Expended Detail	
Unit of Government	Funding Awarded
Alsip	\$300,448
Alsip-Merrionette Park Public Library District	\$5,000
Arlington Heights	\$601,734
Barrington	\$53,573
Barrington Hills	\$28,721
Bartlett	\$156,007
Bartlett FPD	\$44,500
Bedford Park	\$211,212
Bellwood	\$611,699
Berkeley	\$204,956
Berkeley Public Library	\$2,199
Berwyn	\$800,351
Blue Island	\$698,816
Bridgeview	\$428,755
Broadview	\$501,936
Broadview Public Library District	\$4,513

Expended Detail	
Unit of Government	Funding Awarded
Brookfield	\$461,243
Buffalo Grove	\$120,268
Buffalo Grove Park District	\$5,000
Burbank	\$609,154
Burnham	\$624,828
Burr Ridge	\$42,876
Burr Ridge Park District	\$5,000
Calumet City	\$723,745
Calumet Park	\$464,762
Central Stickney FPD	\$5,900
Chicago Heights	\$741,325
Chicago Ridge	\$591,104
Chicago Ridge Public Library	\$5,000
Cicero	\$1,074,913
Cicero Public Library	\$5,000
Community Park District of La Grange Park	\$5,000

Expended Detail	
Unit of Government	Funding Awarded
Country Club Hills	\$520,025
Countryside	\$180,518
Crestwood	\$357,018
Deerfield	\$13,768
Deerfield Park District	\$5,000
Des Plaines	\$626,738
Dixmoor	\$537,321
Dolton	\$759,475
East Hazel Crest	\$347,140
Eisenhower Public Library District	\$5,000
Elk Grove Village	\$388,702
Elk Grove Village Public Library	\$5,000
Elmwood Park	\$535,329
Evanston	\$631,214
Evergreen Park	\$377,194
Flossmoor	\$221,790

# CRF Update | Units of Local Government

As of January 31<sup>st</sup>, 95 percent of funding for Units of Local Government has been expended

Expended Detail	
Unit of Government	Funding Awarded
Forest Park	\$307,976
Forest Preserves of Cook County	\$500,000
Forest View	\$127,171
Franklin Park	\$304,308
Franklin Park Public Library District	\$5,000
Glencoe	\$71,528
Glenview	\$432,229
Glenview Park District	\$5,000
Glenwood	\$397,174
Golf	\$17,743
Hanover Park	\$251,481
Hanover Park Park District	\$5,000
Hanover Township	\$46,000
Harvey	\$779,054
Harwood Heights	\$276,264
Hazel Crest	\$588,961

Expended Detail	
Unit of Government	Funding Awarded
Hickory Hills	\$345,091
Hillside	\$259,070
Hinsdale	\$30,358
Hodgkins	\$167,372
Hodgkins Park District	\$5,000
Hoffman Estates	\$426,795
Hometown	\$607,690
Homewood	\$436,732
Indian Head Park	\$115,534
Inverness	\$92,631
Justice	\$509,151
La Grange	\$209,123
La Grange Park	\$322,534
Lansing	\$522,342
Lemont	\$183,669
Lincolnwood	\$265,114

Expended Detail	
Unit of Government	Funding Awarded
Lincolnwood Public Library District	\$5,000
Long Grove Rural Fire Protection District	\$5,000
Lynwood	\$528,905
Lyons	\$466,285
Maine Township	\$5,000
Markham	\$692,814
Markham Public Library	\$5,000
Matteson	\$356,723
Maywood	\$685,514
McCook	\$68,042
Melrose Park	\$657,556
Merrionette Park	\$267,696
Metropolitan Water Reclamation District	\$212,000
Midlothian	\$378,510
Mokena Fire Protection District	\$5,000
Morton Grove	\$354,243

# CRF Update | Units of Local Government

As of January 31<sup>st</sup>, 95 percent of funding for Units of Local Government has been expended

Expended Detail	
Unit of Government	Funding Awarded
Morton Grove Park District	\$5,000
Mount Prospect	\$502,578
Niles	\$519,411
Norridge	\$362,533
North Riverside	\$186,278
North Riverside Public Library District	\$5,000
Northbrook	\$305,837
Northfield	\$58,633
Northlake	\$380,441
Northlake Fire Protection District	\$19,600
Northlake Public Library District	\$5,000
Oak Forest	\$320,760
Oak Lawn	\$692,838
Oak Park Public Library	\$5,000
Olympia Fields	\$181,185
Orland Fire Protection District	\$136,200

Expended Detail	
Unit of Government	Funding Awarded
Orland Hills	\$164,706
Orland Park	\$475,099
Orland Park Public Library	\$5,000
Orland Township	\$22,592
Palatine	\$558,761
Palatine Rural Fire Protection District	\$30,100
Palos Fire Protection District	\$24,200
Palos Heights	\$300,985
Palos Heights Fire Protection District	\$23,900
Palos Hills	\$456,694
Palos Park	\$168,866
Park Forest	\$572,910
Park Ridge	\$385,903
Phoenix	\$545,213
Pleasantview Fire Protection District	\$38,000
Posen	\$516,665

Expended Detail	
Unit of Government	Funding Awarded
Prospect Heights	\$343,113
Proviso Township	\$5,000
Richton Park	\$461,278
Richton Park Public Library District	\$5,000
River Forest	\$100,942
River Forest Public Library	\$5,000
River Grove	\$470,814
Riverdale	\$655,655
Riverside	\$136,719
Riverside Public Library	\$5,000
Riverside Township	\$5,000
Robbins	\$655,047
Rolling Meadows	\$328,925
Roselle	\$35,460
Roselle Public Library district	\$5,000
Rosemont	\$261,317



# CRF Update | Units of Local Government

As of January 31<sup>st</sup>, 95 percent of funding for Units of Local Government has been expended

Expended Detail	
Unit of Government	Funding Awarded
Sauk Village	\$599,028
Schaumburg	\$556,427
Schiller Park	\$286,974
Skokie	\$533,358
Skokie Park District	\$5,000
South Chicago Heights	\$517,671
South Holland	\$567,600
South Holland Public Library	\$5,000
Steger	\$172,532
Stickney	\$543,052
Stickney Township	\$5,000
Stone Park	\$596,690
Streamwood	\$461,513
Streamwood Park District	\$5,000
Summit	\$641,244
Thornton	\$293,150

Expended Detail	
Unit of Government	Funding Awarded
Tinley Park	\$383,276
Veterans Park District	\$5,000
Westchester	\$273,144
Westchester Public Library	\$5,000
Western Springs	\$127,957
Wheeling	\$633,227
Willow Springs	\$129,596
Wilmette	\$189,609
Winnetka	\$94,967
Worth	\$262,026